

MCKENZIE SCHOOL'S



2022-2023

RECOMMENDED

SUMMER

LEARNING ACTIVITIES

STUDENTS ENTERING

1st GRADE



McKenzie School

Carlton Avenue

East Rutherford, New Jersey 07073

Phone: 201-531-1235

Fax: 201-531-1491

June 2022

Dear Parents and Guardians,

McKenzie School knows that learning never stops—even during summer vacation. This learning packet will help enhance your child's skills and reading abilities. To support your efforts to find quality books for your children to READ this summer, you will find links to some award-winning collections of nonfiction books and magazines on our McKenzie School website in addition to some suggested summer learning activities that are within their grade level learning packet.

Please encourage your child to read every day and to use the reading verification form to log the reading they have done this summer. This form should be handed in to their teacher on the first day of school.

I wish you a fun and safe summer!

Respectfully,

Brian Barrow

Dear Parents/Guardians,

This packet contains a few reading, writing and math activities. It is for use over the summer break, however it is optional. The student may want and/or need some materials to help them review before they return in September. It is important for them to read often. Many good books are at the East Rutherford Public Library. Please use the list of suggested reading titles as well. You may also want to refer to your child's reading level as you help them select books. Have a nice summer!

Sincerely,

The First Grade Teachers

Must know all of the following sight words:

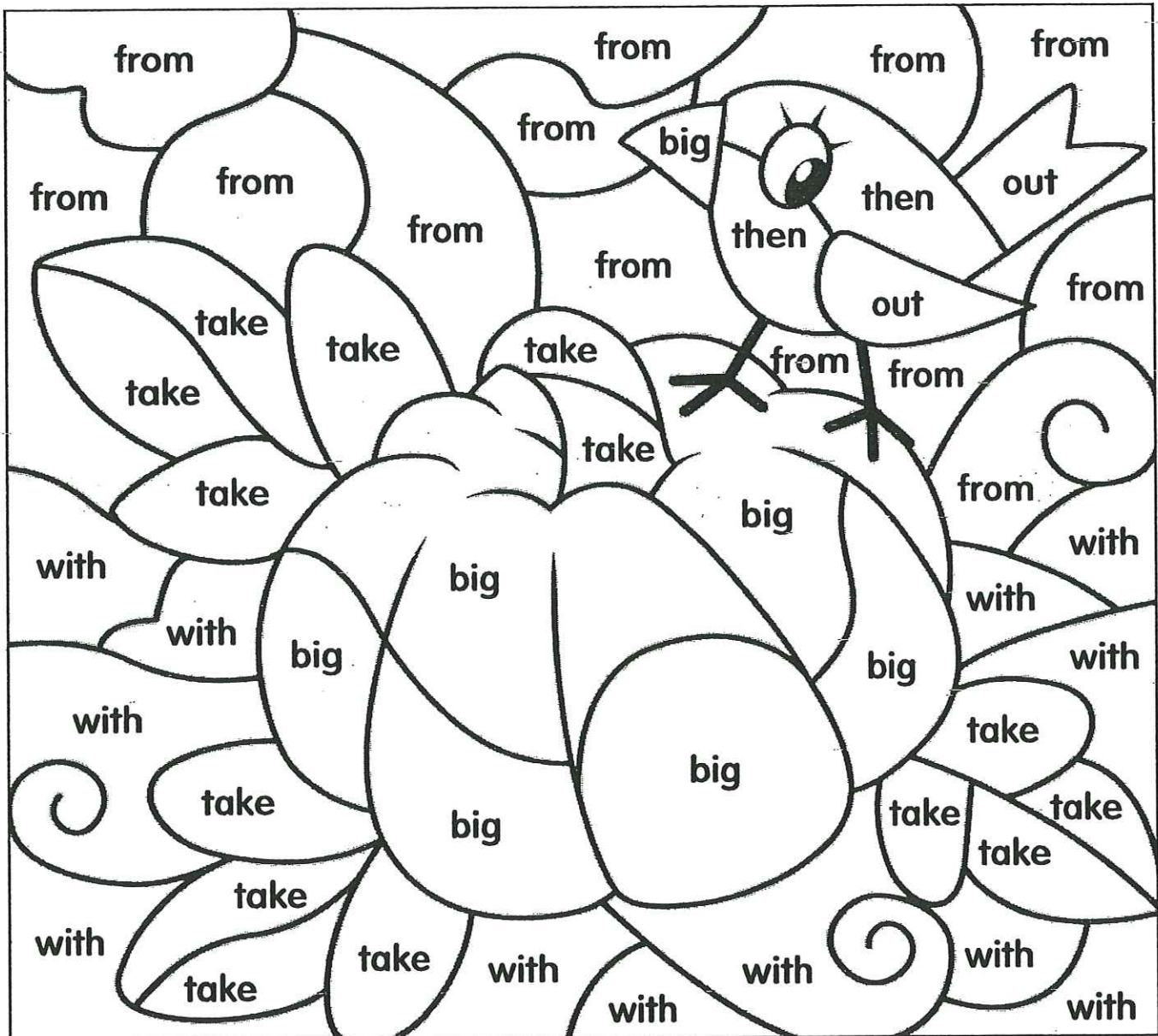
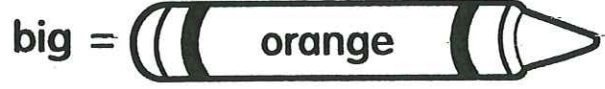


a	and	are
cannot	come	do
for	be	go
good	has	have
he	here	home
I	is	like
look	my	me
now	of	put
see	said	saw
she	to	the
this	they	with
want	went	was
we	you	there
then	out	

Name: _____

Color by Sight Word!

Color the picture by using the color key for each word.

Teacher tip: Before the children begin, have them color each crayon in the key.




My name _____

Color-by-Sight-Word


Color the picture by using the color key for each word.

TEACHER TIP: Before children begin, have them color each crayon in the key in the appropriate color.

we =  blue

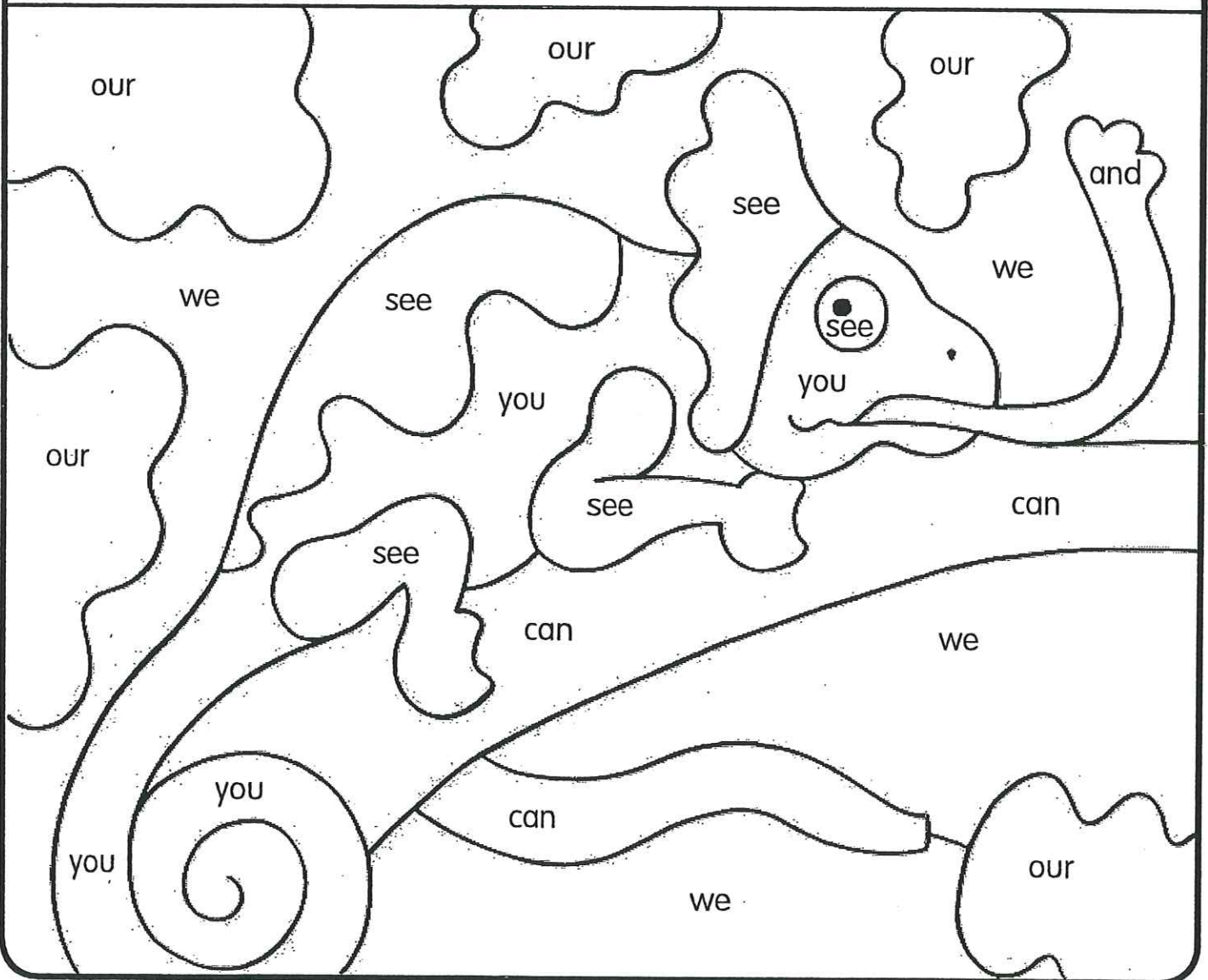
and =  pink

can =  brown

see =  yellow

our =  green

you =  orange




Name: _____

Color by Sight Word!

Color the picture by using the color key for each word.

Teacher tip: Before the children begin, have them color each crayon in the key.

with = 

play = 


do = 

have = 

how = 

are = 

show = 




ILLUSTRATIONS BY PETER FRANCIS
 ©2017 by Scholastic Inc. Teachers may make copies of this page to distribute to their students.

Name _____

1. Write 8 words with the short vowel **ă** sound.
2. Write a sentence using one of the words.
3. Draw a picture of your sentence.




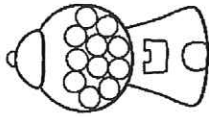

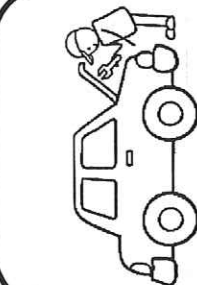
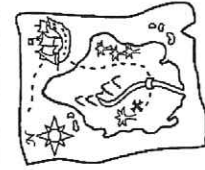

ă



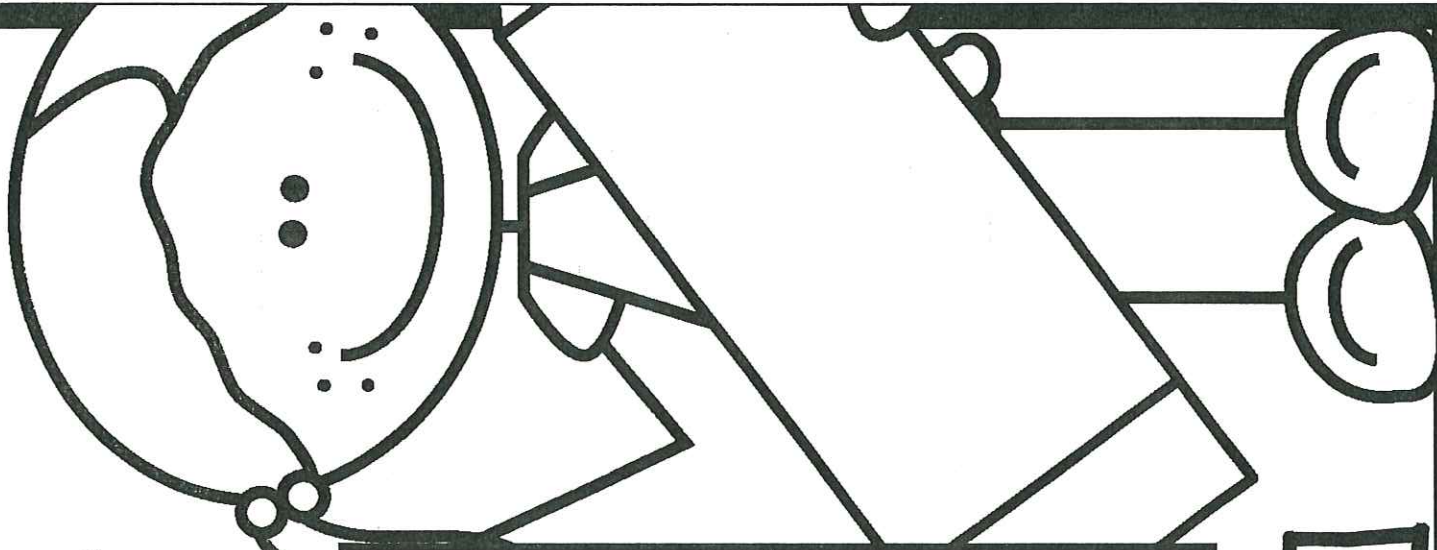
Picture

Name: _____
 Look at each picture below and find the matching word on the bottom. Cut and glue the matching word inside of the empty boxes.

Identify, Read, & Match









			
			

gum | jog | map | vet | bag | fix | top | hen



Name: _____

Find the consonants and vowels below. Use the color code to color the stars below.




Color Code



consonants




vowels




STICKY sounds


Name: _____
Look at each picture below and identify the vowel you hear in the middle of each word. Use the color code to complete your work.



COLOR CODE

long vowels 

short vowels 



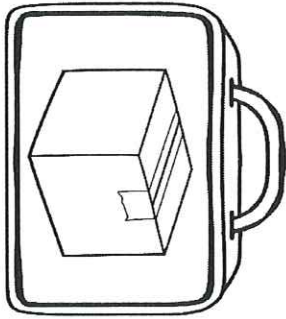

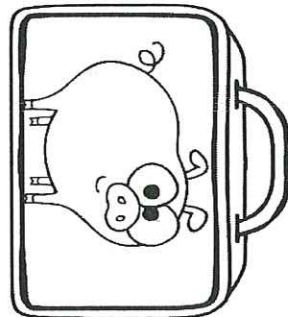
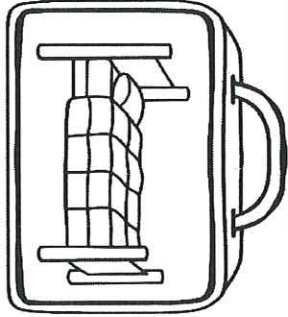



Name: _____

Cut out the CVC words on the bottom of the page and glue them under the matching pictures.

LUNCHTIME

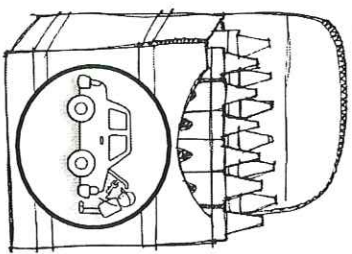
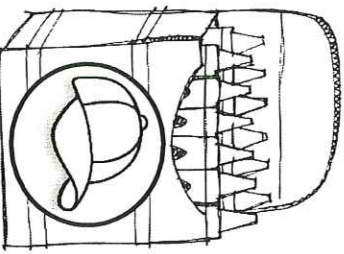
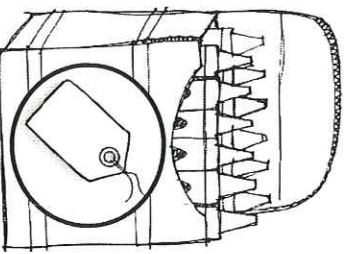
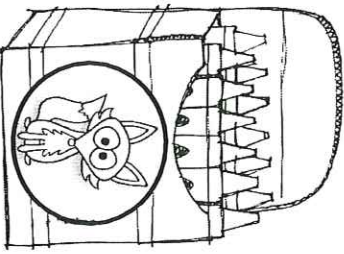
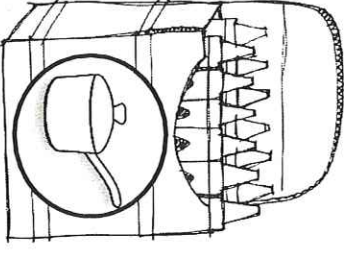
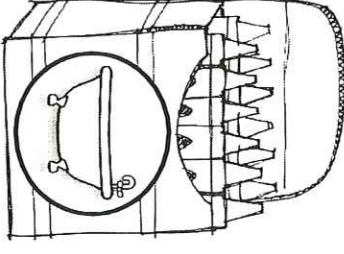
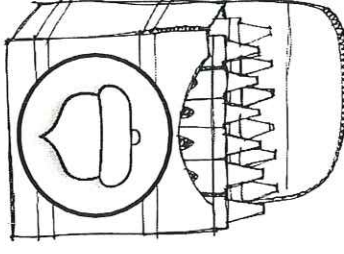
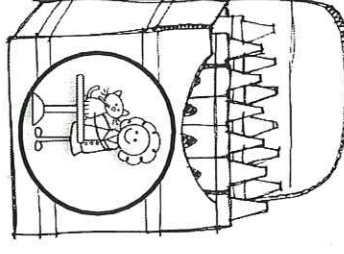
Listening {CVC Words}

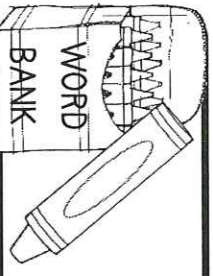


bun	pig	bed	sad	cut
pan	mop	box	mix	web


BOXES FULL of CVC WORDS

Name: _____
Use the word bank to fill in the missing CVC words in
the boxes below. Color the words in the word
bank as you find them.




nut pot tub fix
vet cap tag fox



Name: _____

Write the CVC words inside of the boxes to match the pictures. Use the word bank if you need help.


Write It Down!



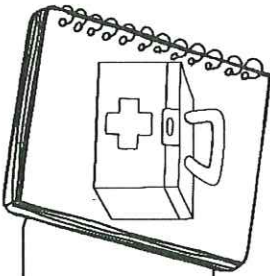
Blank box for writing the word 'fan'.




Blank box for writing the word 'hen'.




Blank box for writing the word 'gum'.



Blank box for writing the word 'kit'.




Blank box for writing the word 'sock'.



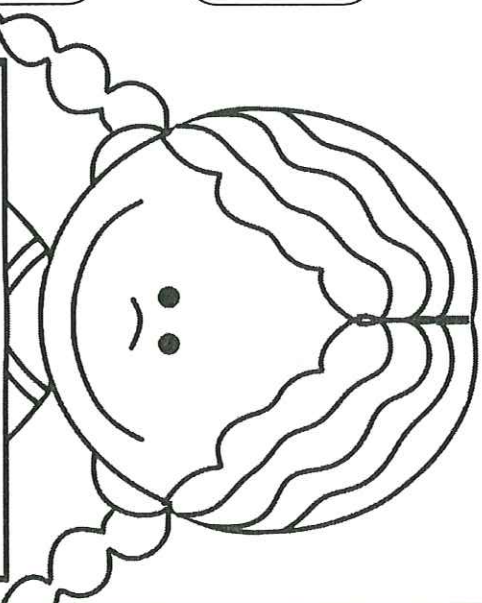
Blank box for writing the word 'key'.



Blank box for writing the word 'log'.




Blank box for writing the word 'bag'.




Word Bank

bag hen
 fan wet
 kit gum
 log zip




REAL OR NONSENSE?




Name: _____

Read the words above and determine if they are real or nonsense. Use the color code to complete your work.



COLOR CODE
Real Words
Nonsense Words



Name: _____

Use the word bank at the bottom of the page to unscramble the sight words in the boxes. Write the words correctly on the writing lines.

CHALLENGE: Choose two words below and use them to write a sentence on the back.

htta



nda



het




uyo



ese



the you that see and



Name: _____

Use the word bank at the bottom of the page to unscramble the sight words in the boxes. Write the words correctly on the writing lines.

CHALLENGE: Choose two words below and use them to write a sentence on the back.

dsai



klei



gbi



oklo



wadno














look said big down like

Name: _____

Read the color words below and color each one to match.


COLOR WORDS



Name: _____


Read the color words underneath each picture. Color the object to match and write the color word in the space provided using your neatest handwriting.

COLOR words




green

.....
.....
.....
.....
.....




black

.....
.....
.....
.....
.....



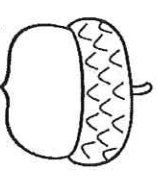
blue

.....
.....
.....
.....
.....




red

.....
.....
.....
.....
.....



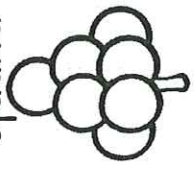
brown

.....
.....
.....
.....
.....



white

.....
.....
.....
.....
.....




purple

.....
.....
.....
.....
.....



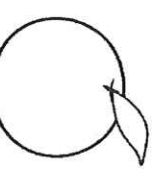
green

.....
.....
.....
.....
.....



yellow

.....
.....
.....
.....
.....





orange

.....
.....
.....
.....
.....

Name _____


SUMMER FUN



Four sets of primary writing lines, each consisting of a solid top line, a dashed midline, and a solid bottom line, for handwriting practice.


The Park

Name _____




One day at the park, I

Handwriting practice lines consisting of a solid top line, a dashed middle line, and a solid bottom line. There are four sets of these lines for writing practice.



Bedtime

Name _____

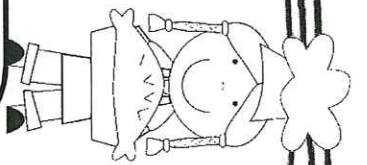


Before I go to bed, I

Handwriting practice lines consisting of a solid top line, a dashed middle line, and a solid bottom line. There are five sets of these lines available for writing.

Desserts!

Name _____

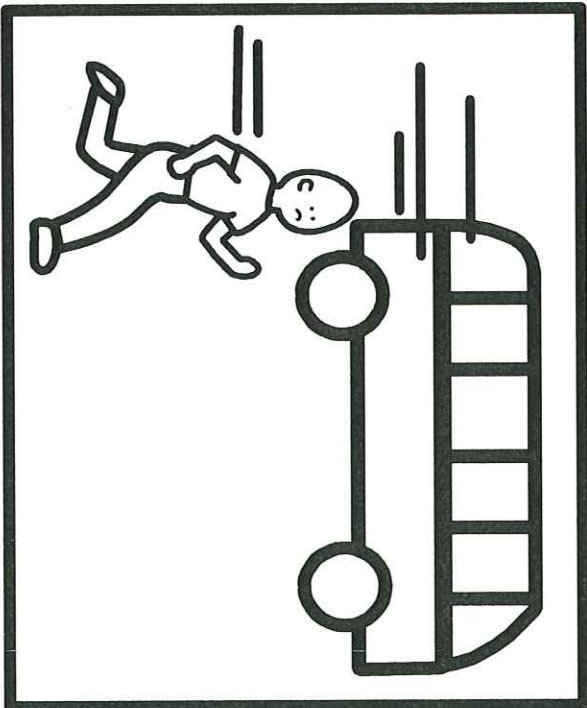
A large, empty rounded rectangle with a black outline, intended for a child to draw a picture of their favorite dessert.

My favorite dessert is

A series of horizontal lines for handwriting practice. It consists of a solid top line, a dashed middle line, and a solid bottom line. Below these are several more sets of the same three-line pattern, providing space for writing the child's answer to the question above.


Name: _____

Color the picture.



**I can make
predictions!**

Draw what
happens next.



Write a sentence about your prediction.


Name: _____

Color the picture.



I can make
predictions!

Draw what
happens next.



Write a sentence about your prediction.

Four horizontal lines for writing a sentence, consisting of a solid top line, a dashed middle line, and a solid bottom line.

The Gift



There is a small box under the tree. It has lots of dots. The tag has my name on it! I sent a note to Santa with a list of three gifts: a bike, a pet bird, and a ball. I think one is in that box. I will open it soon to find

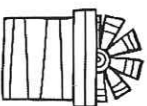

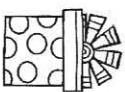
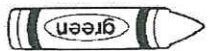
out!

1

--	--	--

Name _____

Read the story 3 times. Answer the questions.
Use the colors to underline your clues.



Which one is the box?

What month is it?




February

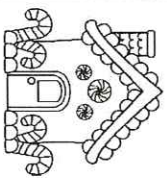
October

December

What gift is in the box?



Draw a picture.




The Candy House

This is my house. It is made of candy. I am little and brown. My name is Gin. A boy made me in the oven. He made my house too. It has gumdrops on the top, and candy canes by the door. Oh no! Here comes the boy. He looks hungry.

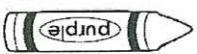
Name _____

Read the story 3 times. Answer the questions. Use the colors to underline your clues.

The house does not have:



Gin is a _____.
bear gumdrop cookie



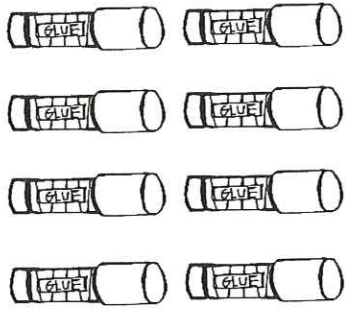
What will the boy do?

Draw a picture.

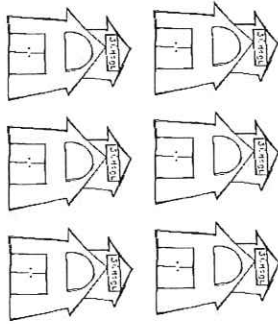
Name: _____

Count the objects and color the number that matches each set.

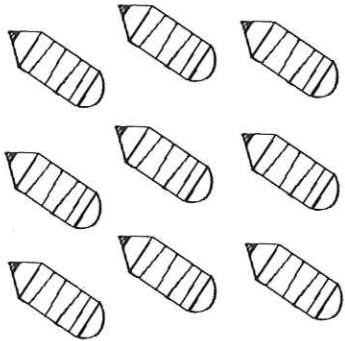
Count and COLOR



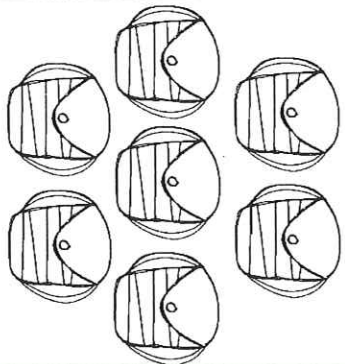
6 7 8



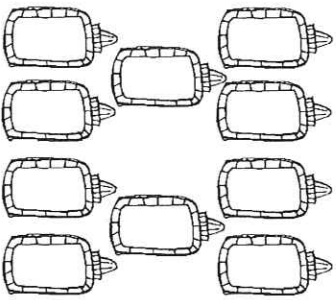
9 6 10



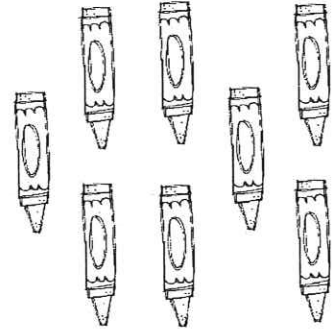
9 8 7



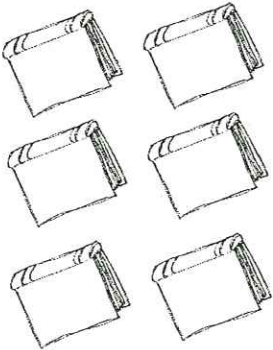
10 9 7



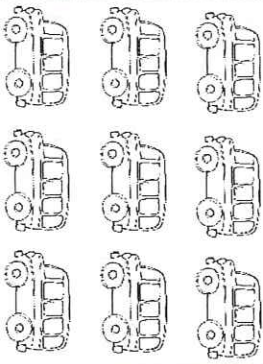
10 6 8



9 8 7



8 10 6

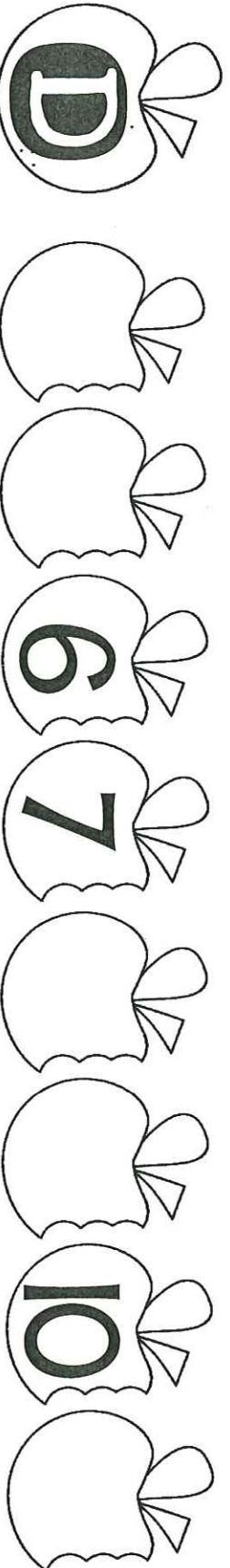





9 6 8

Name: _____ Take a **BITE** out of
Write the missing numbers inside the apples
below.







Counting



Name: _____ Take a **BITE** Out of
Write the missing numbers inside the apples below.



Counting


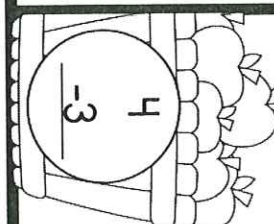

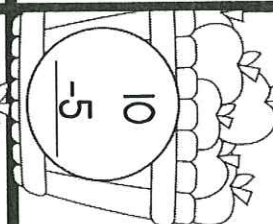

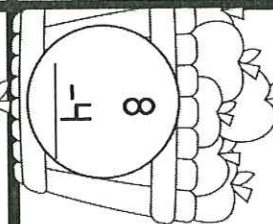



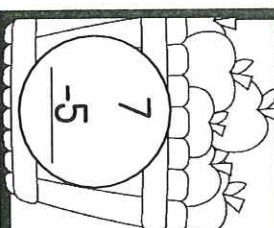

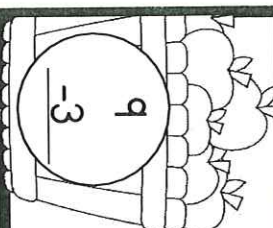






Name: _____

Solve the subtraction problems below and write the difference under the line. Use the apples for help.

APPLE BASKET

subtraction



Name: _____
Trace the number in the box. Count out a matching number of apples and color
the set to represent the number.

1	
2	
3	
4	
5	

TRACE, COUNT, & COLOR

8	
4	
0	
6	
7	

Name: _____

Write the sum for each problem. Then, color according to the key at the bottom.

5+4=

5+5

2+2

9+5=

4+6=

4+4=

5+8=

5+6=

7+7=

4+1=

1+9=

3+6=

4+6=

1+7=

1+1=

1+5=

9+2

8+6

2+3=

5+3=

2+8=

8+3

7+3=

6+1=

2+1=

8+8=

2+6

1+8

5+9

9+6

9+9

9+7=

1+3

6+7

4+5=

6+6

3+3

7+5

6+5=

4+8

2+4

3+9

6+3=

7+4

7+6

8+7

9+8

9+9

9+4

7+3

2+7

2+8

8+5

9+1

5+2

8+5

6+4=

6+4=

Blue 10, 13, 14

Green 4, 7

Red 2, 3, 16

Brown 9, 11

Yellow 5, 6, 12

Pink 8, 17




Violet 15, 18

Name _____

Skill: Making Inferences -
Predicting outcomes

What Happens Next?

Cut out the boxes at the bottom of the page.
Paste them in the right places.





Name _____

Skill: Making Inferences

Where Are They Going?

Draw a line to show where each child is going.
Color the pictures.



















Name _____

Fill in the missing letter.

a e i o u








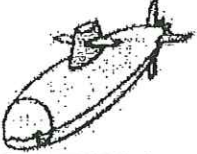

 d _ g	 b _ t	 r _ t	 h _ n
 n _ t	 f _ x	 f _ n	 b _ x
 p _ g	 b _ d	 c _ p	 p _ n
 b _ g	 d _ t	 s _ n	 b _ _

Name _____

Date _____

Where is the Sound of - b ?

Directions: Say each picture word below. If you hear the "b" "buh" sound at the beginning of the word circle the first "b". If you hear the "buh" sound at the end of the word circle the "b" to the right of the picture. Then circle the correct word and print it neatly in the space provided.

1.	b  b	ball _____ web _____
2.	b  b	bat _____ cab _____
3.	b  b	dad _____ bed _____
4.	b  b	but _____ tub _____
5.	b  b	bed _____ bee _____
6.	b  b	bus _____ sub _____
7.	b  b	wet _____ web _____








Copyright TampaReads.com 2000

Name _____

Date _____

Where is the Sound of - d ?

Directions: Say each picture word below. If you hear the "d" "duh" sound at the beginning of the word circle the first "d.". If you hear the "duh" sound at the end of the word circle the "d" which follows the picture. Then circle the correct word and print it neatly in the space provided.








1.		d d	dog	_____
			bad	_____
2.		d d	kid	_____
			duck	_____
3.		d d	kid	_____
			desk	_____
4.		d d	day	_____
			bed	_____
5.		d d	desk	_____
			lid	_____
6.		d d	bed	_____
			dog	_____
7.		d d	doll	_____
			lid	_____

Name _____

Date _____

Where is the Sound of - f ?

Directions: Say each picture word below. If you hear the "f" "ff" sound at the beginning of the word circle the first "f." If you hear the "ff" sound at the end of the word circle the "f" to the right of the picture. Then circle the correct word and print it neatly in the space provided.

1.		f	fish	_____
		f	puff	_____
2.		f	foot	_____
		f	roof	_____
3.		f	off	_____
		f	fox	_____
4.		f	roof	_____
		f	fork	_____
5.		f	fan	_____
		f	wife	_____
6.		f	hoof	_____
		f	foot	_____
7.		f	sniff	_____
		f	fist	_____






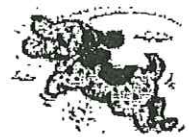
Copyright TampaReads.com 2000

Name _____

Date _____

Where is the Sound of - g ?

Directions: Say each picture word below. If you hear the "g" "guh" sound at the beginning of the word circle the first "g." If you hear the "guh" sound at the end of the word circle the "g" to the right of the picture. Then circle the correct word and print it neatly in the space provided.

1.		tag goat	_____
2.		pig gift	_____
3.		gorilla rugs	_____
4.		rug get	_____
5.		mat gum	_____
6.		tiger gift	_____
7.		dog got	_____








Copyright TampaReads.com 2000

Name _____

Date _____

Where is the Sound of - h ?

Directions: "H" is a difficult letter to learn. You only hear it at the beginning or middle of a word. You never hear it at the end of a word. Each picture word below begins with either the "h" "huh" sound or the "g" "guh" sound. Circle the letter sound you hear at the beginning of each picture word. Then circle the correct word and print it neatly in the space provided.

1.	h g		gap hat	_____ _____ _____
2.	h g		hand game	_____ _____ _____
3.	h g		gem hen	_____ _____ _____
4.	h g		gum hum	_____ _____ _____
5.	h g		hand ham	_____ _____ _____
6.	h g		hot goat	_____ _____ _____
7.	h g		hot hug	_____ _____ _____








Copyright TampaReads.com 2000

Name _____

Date _____

Where is the Sound of - m ?

Directions: Say each picture word below. If you hear the "m" "mmm" sound at the beginning of the word circle the first "m.". If you hear the "mmm" sound at the end of the word circle the "m" to the right of the picture. Then circle the correct word and print it neatly in the space provided.

1.		moon _____ name _____
2.		mad _____ dime _____
3.		monkey _____ keydom _____
4.		name _____ men _____
5.		milk _____ kindle _____
6.		mint _____ time _____
7.		pan _____ mop _____

Copyright TampaReads.com 2000

Name _____

Caught in the Middle

A. Write the number that comes ...

before,

between,

after.


5	6	7	6		8	7	8	
	9	10	5		7	1	2	
	1	2	8		10	4	5	


B. Write the numbers from 10-0 backwards.


10 9 8 _____

10 9 _____


C. Draw.


three 

nine 

seven 

five 

eight 

four 



Name _____

What's Missing?

1. Write the missing numbers.

21				25					30
----	--	--	--	----	--	--	--	--	----





2. Write the numbers before and after.



3. Write the missing numbers.

31						37			
----	--	--	--	--	--	----	--	--	--

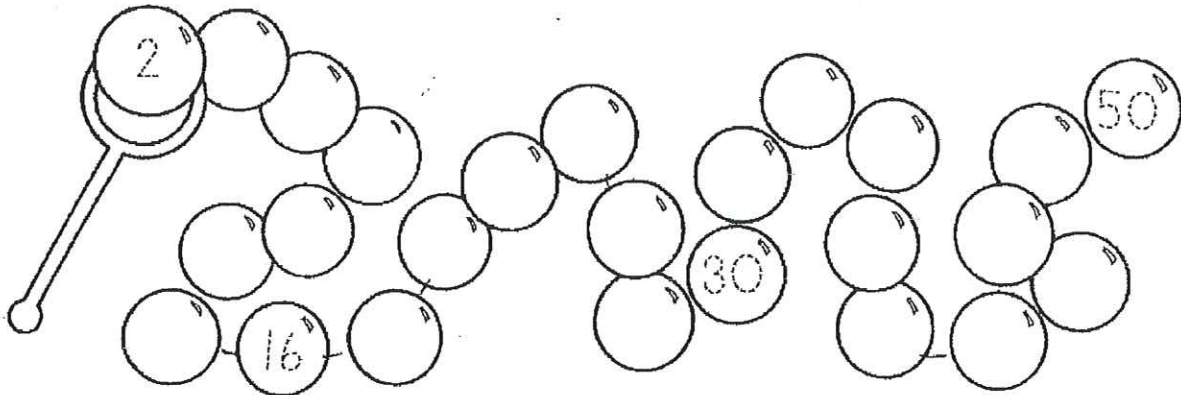
4. Write the numbers before and after.



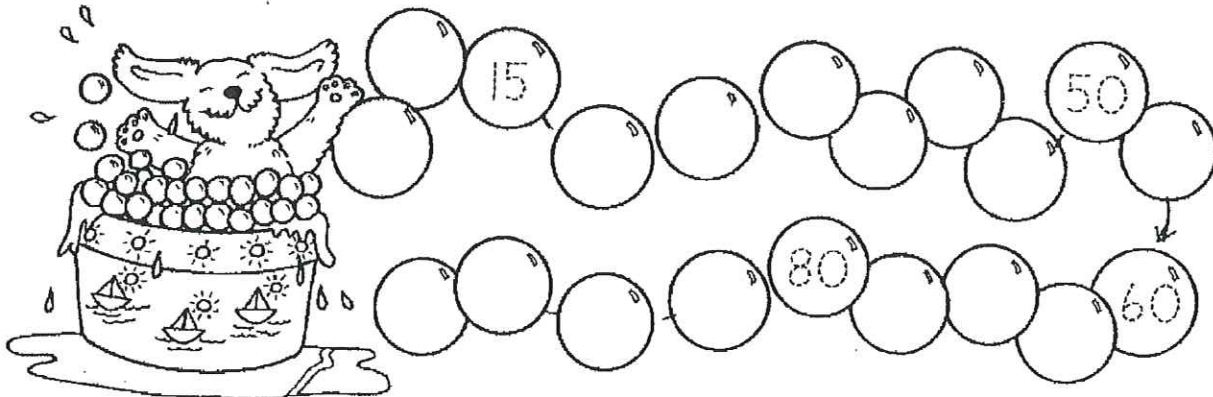
Name _____

Bubble Up


1. Write the missing numbers counting by twos.



2. Write the missing numbers counting by fives.







3. Write the missing numbers counting by tens.





Sums to 10



Add the objects in each row. Write the numbers that tell how many in all.

 2 +  6 = 8

 7 +  3 = _____


 4 +  5 = _____

 1 +  6 = _____

 8 +  2 = _____


Sums to 10

Write the number sentences that match the objects on the flags.



$$\underline{5} + \underline{2} = \underline{7}$$

$$\begin{array}{r} \boxed{5} \\ + \boxed{2} \\ \hline \boxed{7} \end{array}$$





$$\underline{\quad} + \underline{\quad} = \underline{\quad}$$

$$\begin{array}{r} \boxed{\quad} \\ + \boxed{\quad} \\ \hline \boxed{\quad} \end{array}$$




$$\underline{\quad} + \underline{\quad} = \underline{\quad}$$

$$\begin{array}{r} \boxed{\quad} \\ + \boxed{\quad} \\ \hline \boxed{\quad} \end{array}$$




$$\underline{\quad} + \underline{\quad} = \underline{\quad}$$

$$\begin{array}{r} \boxed{\quad} \\ + \boxed{\quad} \\ \hline \boxed{\quad} \end{array}$$




$$\underline{\quad} + \underline{\quad} = \underline{\quad}$$


$$\begin{array}{r} \boxed{\quad} \\ + \boxed{\quad} \\ \hline \boxed{\quad} \end{array}$$



Finding Sums 6 through 10

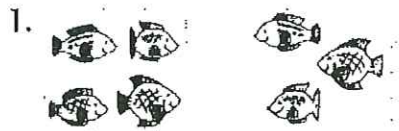


$$\underline{6} + \underline{3} = \underline{9}$$

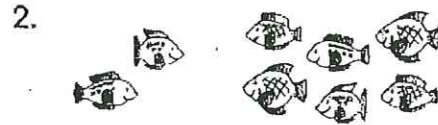


You may count all the fish to find how many in all.


Write a number sentence about each picture. Find the **sum**.



$$\underline{\quad} + \underline{\quad} = \underline{\quad}$$



$$\underline{\quad} + \underline{\quad} = \underline{\quad}$$



$$\underline{\quad} + \underline{\quad} = \underline{\quad}$$



$$\underline{\quad} + \underline{\quad} = \underline{\quad}$$



$$\underline{\quad} + \underline{\quad} = \underline{\quad}$$



$$\underline{\quad} + \underline{\quad} = \underline{\quad}$$



$$\underline{\quad} + \underline{\quad} = \underline{\quad}$$



$$\underline{\quad} + \underline{\quad} = \underline{\quad}$$


Using Pictures to Add

Addition
picture stories

Name _____


Write an addition sentence.

A.




$$\underline{3} + \underline{2} = \underline{5}$$

B.



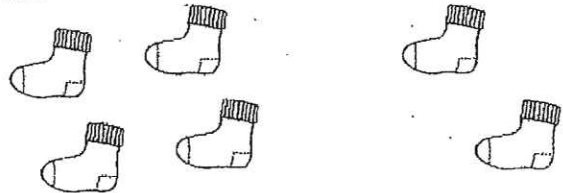
$$\underline{\quad} + \underline{\quad} = \underline{\quad}$$

C.




$$\underline{\quad} + \underline{\quad} = \underline{\quad}$$

D.



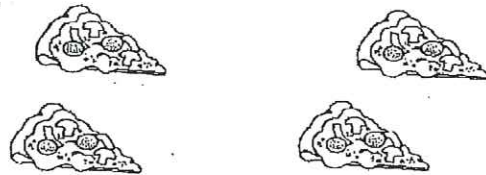
$$\underline{\quad} + \underline{\quad} = \underline{\quad}$$

E.




$$\underline{\quad} + \underline{\quad} = \underline{\quad}$$

F.




$$\underline{\quad} + \underline{\quad} = \underline{\quad}$$

G.



$$\underline{\quad} + \underline{\quad} = \underline{\quad}$$

H.



$$\underline{\quad} + \underline{\quad} = \underline{\quad}$$


Copy Cat

Sums to 6


Name _____

Draw ● to show the turnaround fact. Write the sum.

A.




$$4 + 1 = 5$$




$$1 + 4 = \underline{\quad}$$

B.




$$2 + 3 = \underline{\quad}$$




$$3 + 2 = \underline{\quad}$$

C.




$$1 + 3 = \underline{\quad}$$




$$3 + 1 = \underline{\quad}$$

D.




$$4 + 2 = \underline{\quad}$$




$$\underline{\quad} + \underline{\quad} = \underline{\quad}$$

E.




$$6 + 0 = \underline{\quad}$$



$$\underline{\quad} + \underline{\quad} = \underline{\quad}$$

Differences from 5

Cross out the dogs to subtract. Write the differences.



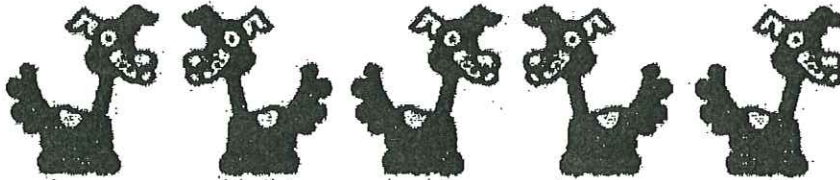
$$5 - 1 = \underline{4}$$

$$\begin{array}{r} 5 \\ - 1 \\ \hline 4 \end{array}$$




$$5 - 0 = \underline{\quad}$$

$$\begin{array}{r} 5 \\ - 0 \\ \hline \end{array}$$



$$5 - 2 = \underline{\quad}$$

$$\begin{array}{r} 5 \\ - 2 \\ \hline \end{array}$$



$$5 - 5 = \underline{\quad}$$

$$\begin{array}{r} 5 \\ - 5 \\ \hline \end{array}$$



$$5 - 4 = \underline{\quad}$$

$$\begin{array}{r} 5 \\ - 4 \\ \hline \end{array}$$

Using Pictures to Subtract

Subtraction
picture stories

Name _____

Cross out. Write how many are left.

A.



$$5 - 2 = \underline{3}$$

B.



$$4 - 1 = \underline{\quad}$$

C.



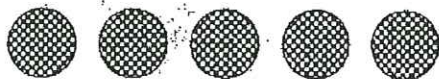
$$5 - 4 = \underline{\quad}$$

D.



$$3 - 1 = \underline{\quad}$$

E.



$$5 - 3 = \underline{\quad}$$

F.



$$6 - 2 = \underline{\quad}$$

G.




$$6 - 3 = \underline{\quad}$$

H.



$$5 - 5 = \underline{\quad}$$

I.



$$3 - 0 = \underline{\quad}$$

J.



$$5 - 1 = \underline{\quad}$$

Silly Shapes

Shapes

Name _____


Count the shapes. Write the number. Color the shapes.

_____ ○ blue

_____ △ yellow

_____ □ red

_____ ▭ green





McKenzie School

Carlton Avenue
East Rutherford, New Jersey 07073
Phone: 201-531-1235
Fax: 201-531-1491

Brian E. Barrow
Principal

Parent/Guardian Reading Verification Form

Reading Incentive Programs are fully supported by the United States Department of Education and educational organizations around the country.

Please list below the titles and authors of the books read, name of the student and parent/guardian's signature of verification. Visit our school website for this form and additional summer learning resources/activities. Please complete and then submit this form on the first day of school to your teacher.

Title of Book

Author

_____	_____
_____	_____
_____	_____
_____	_____
_____	_____
_____	_____
_____	_____
_____	_____

Name of Student

Signature of Parent/Guardian

If more space is needed, please continue on the other side. Please read with your child every day.